

Bobtot



Portable Party Speaker
Quick Start Guide
ET200

What's in the Box

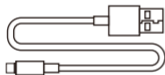
Check to make sure you have everything below.



ET200 Portable Party Speaker



Wireless Microphone



USB Type-C Charging Cable



3.5mm AUX Audio Cable

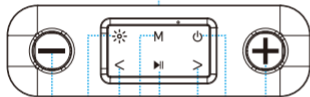
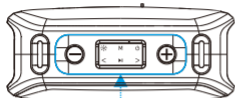


Strap



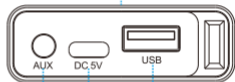
Quick Start Guide

Device Overview



01
02
03
04
05
06
07
08

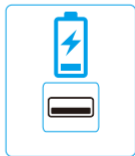
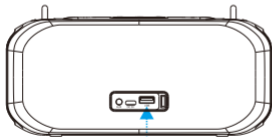
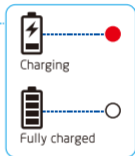
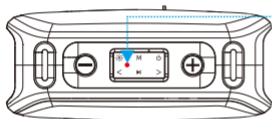
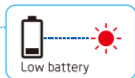
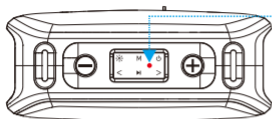
- 01-----Volume Down
- 02-----Light mode
- 03-----Previous Button
- 04-----Multi-function Button
- 05-----Play/Pause
- 06-----Next Button



09
10
11

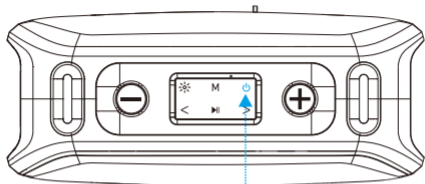
- 07-----Power On/Off
- 08-----Volume Up
- 09-----AUX Jack/Reset Button
- 10-----Type-C Charging Port
- 11-----USB Input

Charging Your Device



USB Type-C charging port (DC 5V)

Turn On/Off

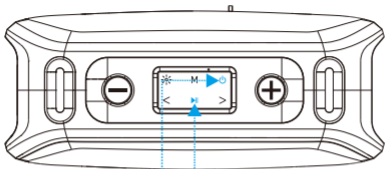


Long Press 2"



Long Press the POWER button
2 Seconds to turn on/off the
Bobtot ET200 portable speaker.

BT Connection/Disconnection



BT Connection

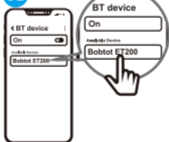
01



Long Press >2"

1. After full charged, long press the POWER button to enter BT pairing mode.
2. Search for the device name "Bobtot ET200" and tap to connect.

02



BT Disconnection

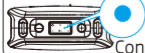


Long Press >2"

Long press "▶||" to disconnect the current device, and then enter BT pairing new device.



Pairing

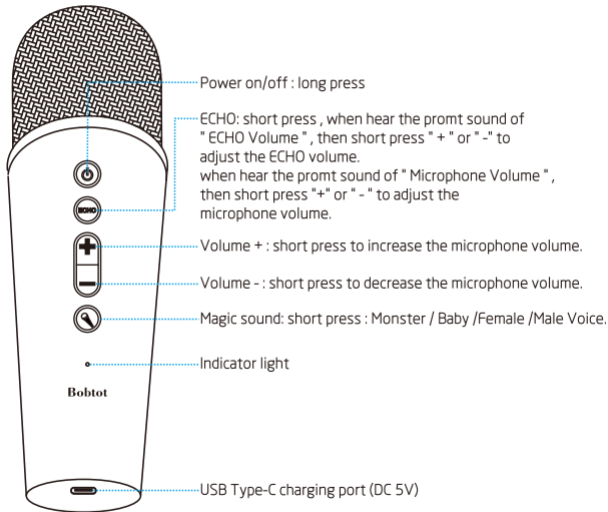


Connected

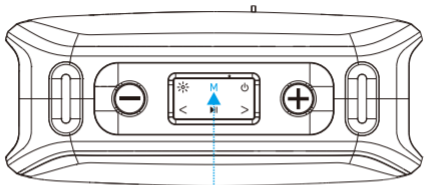
NOTE:

1. Automatically shut down after 10 minutes of no connection in BT mode.
2. Automatically shut down after 20 minutes of no playback or pause after connection.

Wireless Microphone



Multi-function Mode



M

Short Press

AUX / USB / BT

Plug AUX or USB flash drive into the speaker, it will automatically play. When using one of the connection ways, please make sure the other source is disconnected.



Specification

BT Version:	5.3
Output Power:	20W
Operating Range:	33ft (10m)
Battery Capacity:	7.4V 4000mAh
Microphone Battery Capacity:	3.7V 250mAh
Playtime:	Up to 10 hours (Vol 50%)
Charging time:	3.5 hours
Power Supply:	DC 5V
Frequency Response:	90Hz-17KHz
Audio Inputs:	BT/AUX/USB/MIC
IPX Rating:	IPX5

Reset Your Device

If the speaker does not work properly, you may reset it by inserting needle to AUX jack to press and hold the button for approximately 2 seconds until the speaker powers off, and then powers on again.

FCC Statement

Any changes or modifications not expressly approved by the party responsible for compliance could void the user's authority to operate the equipment.

This device complies with Part 15 of the FCC Rules. Operation is subject to the following two conditions:

- (1) this device may not cause harmful interference, and
- (2) this device must accept any interference received, including interference that may cause undesired operation.

Note: This equipment has been tested and found to comply with the limits for a Class B digital device, pursuant to Part 15 of the FCC Rules. These limits are designed to provide reasonable protection against harmful interference in a residential installation.

This equipment generates, uses, and can radiate radio frequency energy, and if not installed and used in accordance with the instructions, may cause harmful interference to radio communications. However, there is no guarantee that

FCC Statement

interference will not occur in a particular installation. If this equipment does cause harmful interference to radio or television reception, which can be determined by turning the equipment off and on, the user is encouraged to try to correct the interference by one or more of the following measures:

- Reorient or relocate the receiving antenna.
- Increase the separation between the equipment and receiver.
- Connect the equipment into an outlet on a circuit different from that to which the receiver is connected.
- Consult the dealer or an experienced radio/TV technician for help.

The device has been evaluated to meet general RF exposure requirement. The device can be used in portable exposure condition without restriction.

Need help?

Customer Care Guide

At our company, we strive to provide exceptional customer care to every one of our clients. We believe that building strong relationships with our customers is essential to the success of our business. To help us achieve this goal, we have put together the following customer care guide.

Time

We understand that our customers' time is valuable, so we will respond to any inquiries within 24 hours.

Feedback

We know that our customers are the heart of our business so we value your feedback. We encourage you to share your thoughts and ideas with us.

Solutions

If our customers encounter any issues, we will try our best to find a quick and efficient solution that meets your needs.

Need help?

Here at Bobtot, we take customer care very seriously. Our customers are our first priority, and we are committed to providing the highest quality service.

If you have any questions or concerns, please don't hesitate to reach out to us.

We will be happy to assist you:

Call or Message: +1 888 572 1718

Email: support@bobtot.net

bobtot.net

Bobtot